



TRIUMPH GULF COAST, INC.
PANAMA CITY, FLORIDA
FINANCIAL STATEMENTS
FOR THE MONTH AND NINE MONTHS ENDED
SEPTEMBER 30, 2019 AND 2018



Tipton, Marler, Garner & Chastain
The CPA Group



To the Board of Directors
Triumph Gulf Coast, Inc.
Panama City, Florida

Independent Accountant's Compilation Report

Management is responsible for the accompanying financial statements of Triumph Gulf Coast, Inc., which comprise the statements of financial position as of September 30, 2019 and 2018, and the related statements of activity for the month and nine months then ended in accordance with accounting principles generally accepted in the United States of America. We have performed a compilation engagement in accordance with Statements on Standards for Accounting and Review Services promulgated by the Accounting and Review Services Committee of the AICPA. We did not audit or review the financial statements nor were we required to perform and procedures to verify the accuracy or completeness of the information provided by management. Accordingly, we do not express an opinion, a conclusion, nor provide any form of assurance on these financial statements.

Management has elected to omit substantially all the disclosures and the statement of cash flows required by accounting principles generally accepted in the United States of America. If the omitted disclosures and the statement of cash flows were included in the financial statements, they might influence the user's conclusions about the Company's financial position, results of operations, and cash flows. Accordingly, the financial statements are not designed for those who are not informed about such matters.

The supplementary budgets and schedule of committed funds information is presented for purposes of additional analysis and is not a required part of the basic financial statements. Such information is the responsibility of management. The supplementary information was subject to our compilation engagement. We have not audited or reviewed the supplementary information and do not express an opinion, a conclusion, nor provide any form of assurance on such information.

Tipton, Marler, Garner & Chastain

Panama City, Florida
October 3, 2019

Triumph Gulf Coast, Inc
Statements of Financial Position
As of September 30, 2019 and 2018

	Total	
	As of Sep 30, 2019	As of Sep 30, 2018 (PY)
ASSETS		
Current Assets		
Bank Accounts		
First Nat'l Bank NWFL- MM	110,284.72	53,604.30
First Nat'l Bank NWFL-Checking	153,161.93	61,057.84
Florida Prime	364,215,068.04	304,104,932.50
Total Bank Accounts	\$ 364,478,514.69	\$ 304,219,594.64
Total Current Assets	\$ 364,478,514.69	\$ 304,219,594.64
Other Assets		
Prepaid Expenses	2,616.47	1,308.24
Total Other Assets	\$ 2,616.47	\$ 1,308.24
TOTAL ASSETS	\$ 364,481,131.16	\$ 304,220,902.88
LIABILITIES AND EQUITY		
Liabilities		
Current Liabilities		
Accounts Payable		
Accounts Payable (A/P)	21,756.50	7,269.00
Total Accounts Payable	\$ 21,756.50	\$ 7,269.00
Credit Cards		
FBNBWFL Mastercard	112.99	29.98
Total Credit Cards	\$ 112.99	\$ 29.98
Other Current Liabilities		
Interest Payable to Trust	691,750.68	741,579.91
Payroll Liabilities		
Federal Taxes (941/944)	2,516.22	2,381.24
Total Payroll Liabilities	\$ 2,516.22	\$ 2,381.24
Total Other Current Liabilities	\$ 694,266.90	\$ 743,961.15
Total Current Liabilities	\$ 716,136.39	\$ 751,260.13
Total Liabilities	\$ 716,136.39	\$ 751,260.13
Equity		
Designated		
Bay County	12,462,301.40	-
Escambia County	50,129,303.00	-
Total Designated	\$ 62,591,604.40	\$ -
Restricted for Individual Counties		
Bay	14,235,656.88	15,000,000.00
Escambia	18,200,000.00	15,000,000.00
Franklin	18,200,000.00	15,000,000.00
Gulf	18,200,000.00	15,000,000.00
Okaloosa	18,200,000.00	15,000,000.00
Santa Rosa	18,200,000.00	15,000,000.00
Wakulla	18,020,000.00	14,820,000.00
Walton	18,165,000.00	15,000,000.00
Total Restricted for Individual Counties	\$ 141,420,656.88	\$ 119,820,000.00
Undesignated	99,248,492.99	179,844,908.80
Net Revenue	60,504,240.50	3,804,733.95
Total Equity	\$ 363,764,994.77	\$ 303,469,642.75
TOTAL LIABILITIES AND EQUITY	\$ 364,481,131.16	\$ 304,220,902.88

See Accountant's Compilation Report

Triumph Gulf Coast, Inc
Statements of Activity
For the Months Ended September 30, 2019 and 2018

	Total	
	Sep 2019	Sep 2018 (PY)
Revenue		
Total Revenue	-	-
Gross Profit	\$ -	\$ -
Expenditures		
Administrative		
Accounting & Auditing	7,680.50	7,269.00
Computer	816.35	754.39
Economic Advisor	9,424.28	9,424.28
Grants Evaluation Costs	-	4,500.00
Insurance	1,308.17	1,308.16
Legal & Professional Services	8,333.33	8,333.33
Office Space Rent	1,000.00	1,000.00
Payroll Expenses		
Executive Director	7,831.25	7,458.33
Taxes	599.09	570.56
Total Payroll Expenses	\$ 8,430.34	\$ 8,028.89
Phone, technology, meeting expenses	187.99	104.98
Program Administration	8,076.20	8,076.20
Special Legal Services	8,333.33	6,760.00
Website	400.00	400.00
Total Administrative	\$ 53,990.49	\$ 55,959.23
Funds Distributed	1,981,734.87	-
Total Expenditures	\$ 2,035,725.36	\$ 55,959.23
Net Operating Revenue	\$ (2,035,725.36)	\$ (55,959.23)
Net Revenue	\$ (2,035,725.36)	\$ (55,959.23)

See Accountant's Compilation Report

Triumph Gulf Coast, Inc

Statements of Activity

For the Nine Months Ended September 30, 2019 and 2018

	Total	
	Jan - Sep, 2019	Jan - Sep, 2018 (PY)
Revenue		
Interest Income	-	4,419,277.00
Settlement Revenue	80,000,000.00	-
Total Revenue	\$ 80,000,000.00	\$ 4,419,277.00
Gross Profit	\$ 80,000,000.00	\$ 4,419,277.00
Expenditures		
Administrative		
Accounting & Auditing	89,746.50	65,281.50
Computer	7,348.55	1,948.53
Depreciation Expense	-	-
Economic Advisor	84,818.52	84,818.52
Economic Advisor Software/tools	8,500.00	8,500.00
Grants Evaluation Costs	30,385.00	13,500.00
Insurance	11,773.53	11,773.44
Legal & Professional Services	74,999.97	74,999.97
Office Space Rent	9,000.00	8,000.00
Office Supplies	1,398.63	5,303.59
Payroll Expenses		
Executive Director	70,481.25	67,124.97
Taxes	5,391.82	5,135.06
Total Payroll Expenses	\$ 75,873.07	\$ 72,260.03
Phone, technology, meeting expenses	1,687.90	1,229.91
Program Administration	72,685.80	68,970.74
Special Legal Services	74,999.97	6,760.00
Taxes & Licenses	-	(206.25)
Travel & Per Diem for Board	517.00	547.66
Travel & Per Diem for Staff	1,728.74	6,500.41
Website	4,330.00	4,330.00
Wire Fees	90.00	25.00
Total Administrative	\$ 549,883.18	\$ 434,543.05
Funds Distributed	18,945,876.32	180,000.00
Total Expenditures	\$ 19,495,759.50	\$ 614,543.05
Net Operating Revenue	\$ 60,504,240.50	\$ 3,804,733.95
Net Revenue	\$ 60,504,240.50	\$ 3,804,733.95

See Accountant's Compilation Report

Triumph Gulf Coast, Inc
Statement of Activity by Class
For the Month Ended September 30, 2019

	<u>Bay</u>	<u>Undesignated</u>	<u>TOTAL</u>
Revenue			
Total Revenue	-	-	-
Gross Profit	\$ -	\$ -	\$ -
Expenditures			
Administrative			
Accounting & Auditing		7,680.50	7,680.50
Computer		816.35	816.35
Economic Advisor		9,424.28	9,424.28
Insurance		1,308.17	1,308.17
Legal & Professional Services		8,333.33	8,333.33
Office Space Rent		1,000.00	1,000.00
Payroll Expenses			
Executive Director		7,831.25	7,831.25
Taxes		599.09	599.09
Total Payroll Expenses	\$ -	\$ 8,430.34	\$ 8,430.34
Phone, technology, meeting expenses		187.99	187.99
Program Administration		8,076.20	8,076.20
Special Legal Services		8,333.33	8,333.33
Website		400.00	400.00
Total Administrative	\$ -	\$ 53,990.49	\$ 53,990.49
Funds Distributed	1,981,734.87	-	1,981,734.87
Total Expenditures	\$ 1,981,734.87	\$ 53,990.49	\$ 2,035,725.36
Net Operating Revenue	\$ (1,981,734.87)	\$ (53,990.49)	\$ (2,035,725.36)
Net Revenue	\$ (1,981,734.87)	\$ (53,990.49)	\$ (2,035,725.36)

See Accountant's Compilation Report

Triumph Gulf Coast, Inc
Statement of Activity by Class
For the Nine Months Ended September 30, 2019

	<u>Bay</u>	<u>Escambia</u>	<u>Franklin</u>	<u>Gulf</u>
Revenue				
Settlement Revenue	3,200,000.00	3,200,000.00	3,200,000.00	3,200,000.00
Total Revenue	<u>\$ 3,200,000.00</u>	<u>\$ 3,200,000.00</u>	<u>\$ 3,200,000.00</u>	<u>\$ 3,200,000.00</u>
Gross Profit	<u>\$ 3,200,000.00</u>	<u>\$ 3,200,000.00</u>	<u>\$ 3,200,000.00</u>	<u>\$ 3,200,000.00</u>
Expenditures				
Administrative				
Accounting & Auditing				
Computer				
Depreciation Expense				
Economic Advisor				
Economic Advisor Software/tools				
Grants Evaluation Costs				
Insurance				
Legal & Professional Services				
Office Space Rent				
Office Supplies				
Payroll Expenses				
Executive Director				
Taxes				
Total Payroll Expenses	<u>\$ -</u>	<u>\$ -</u>	<u>\$ -</u>	<u>\$ -</u>
Phone, technology, meeting expenses				
Program Administration				
Special Legal Services				
Travel & Per Diem for Board				
Travel & Per Diem for Staff				
Website				
Wire Fees				
Total Administrative	<u>\$ -</u>	<u>\$ -</u>	<u>\$ -</u>	<u>\$ -</u>
Funds Distributed	3,910,876.32	-	-	-
Total Expenditures	<u>\$ 3,910,876.32</u>	<u>\$ -</u>	<u>\$ -</u>	<u>\$ -</u>
Net Operating Revenue	<u>\$ (710,876.32)</u>	<u>\$ 3,200,000.00</u>	<u>\$ 3,200,000.00</u>	<u>\$ 3,200,000.00</u>
Net Revenue	<u><u>\$ (710,876.32)</u></u>	<u><u>\$ 3,200,000.00</u></u>	<u><u>\$ 3,200,000.00</u></u>	<u><u>\$ 3,200,000.00</u></u>

See Accountant's Compilation Report

Triumph Gulf Coast, Inc
Statement of Activity by Class
For the Nine Months Ended September 30, 2019

<u>Hurricane Relief</u>	<u>Okaloosa</u>	<u>Santa Rosa</u>	<u>Wakulla</u>	<u>Walton</u>	<u>Undesignated</u>	<u>TOTAL</u>
-	3,200,000.00	3,200,000.00	3,200,000.00	3,200,000.00	54,400,000.00	80,000,000.00
<u>\$ -</u>	<u>\$ 3,200,000.00</u>	<u>\$ 3,200,000.00</u>	<u>\$ 3,200,000.00</u>	<u>\$ 3,200,000.00</u>	<u>\$ 54,400,000.00</u>	<u>\$ 80,000,000.00</u>
<u>\$ -</u>	<u>\$ 3,200,000.00</u>	<u>\$ 3,200,000.00</u>	<u>\$ 3,200,000.00</u>	<u>\$ 3,200,000.00</u>	<u>\$ 54,400,000.00</u>	<u>\$ 80,000,000.00</u>
					89,746.50	89,746.50
					7,348.55	7,348.55
					-	-
					84,818.52	84,818.52
					8,500.00	8,500.00
					30,385.00	30,385.00
					11,773.53	11,773.53
					74,999.97	74,999.97
					9,000.00	9,000.00
					1,398.63	1,398.63
					70,481.25	70,481.25
					5,391.82	5,391.82
<u>\$ -</u>	<u>\$ -</u>	<u>\$ -</u>	<u>\$ -</u>	<u>\$ -</u>	<u>\$ 75,873.07</u>	<u>\$ 75,873.07</u>
					1,687.90	1,687.90
					72,685.80	72,685.80
					74,999.97	74,999.97
					517.00	517.00
					1,728.74	1,728.74
					4,330.00	4,330.00
					90.00	90.00
<u>\$ -</u>	<u>\$ -</u>	<u>\$ -</u>	<u>\$ -</u>	<u>\$ -</u>	<u>\$ 549,883.18</u>	<u>\$ 549,883.18</u>
15,000,000.00	-	-	-	35,000.00	-	18,945,876.32
<u>\$ 15,000,000.00</u>	<u>\$ -</u>	<u>\$ -</u>	<u>\$ -</u>	<u>\$ 35,000.00</u>	<u>\$ 549,883.18</u>	<u>\$ 19,495,759.50</u>
<u>\$ (15,000,000.00)</u>	<u>\$ 3,200,000.00</u>	<u>\$ 3,200,000.00</u>	<u>\$ 3,200,000.00</u>	<u>\$ 3,165,000.00</u>	<u>\$ 53,850,116.82</u>	<u>\$ 60,504,240.50</u>
<u>\$ (15,000,000.00)</u>	<u>\$ 3,200,000.00</u>	<u>\$ 3,200,000.00</u>	<u>\$ 3,200,000.00</u>	<u>\$ 3,165,000.00</u>	<u>\$ 53,850,116.82</u>	<u>\$ 60,504,240.50</u>

See Accountant's Compilation Report

Triumph Gulf Coast, Inc
Statement of Activity by Class
For the Nine Months Ended September 30, 2018

	<u>Wakulla</u>	<u>Undesignated</u>	<u>TOTAL</u>
Revenue			
Interest Income	-	4,419,277.00	4,419,277.00
Total Revenue	<u>\$ -</u>	<u>\$ 4,419,277.00</u>	<u>\$ 4,419,277.00</u>
Gross Profit	<u>\$ -</u>	<u>\$ 4,419,277.00</u>	<u>\$ 4,419,277.00</u>
Expenditures			
Administrative			
Accounting & Auditing		65,281.50	65,281.50
Computer		1,948.53	1,948.53
Economic Advisor		84,818.52	84,818.52
Economic Advisor Software/tools		8,500.00	8,500.00
Grants Evaluation Costs		13,500.00	13,500.00
Insurance		11,773.44	11,773.44
Legal & Professional Services		74,999.97	74,999.97
Office Space Rent		8,000.00	8,000.00
Office Supplies		5,303.59	5,303.59
Payroll Expenses			
Executive Director		67,124.97	67,124.97
Taxes		5,135.06	5,135.06
Total Payroll Expenses	<u>\$ -</u>	<u>\$ 72,260.03</u>	<u>\$ 72,260.03</u>
Phone, technology, meeting expenses		1,229.91	1,229.91
Program Administration		68,970.74	68,970.74
Special Legal Services		6,760.00	6,760.00
Taxes & Licenses		(206.25)	(206.25)
Travel & Per Diem for Board		547.66	547.66
Travel & Per Diem for Staff		6,500.41	6,500.41
Website		4,330.00	4,330.00
Wire Fees		25.00	25.00
Total Administrative	<u>\$ -</u>	<u>\$ 434,543.05</u>	<u>\$ 434,543.05</u>
Funds Distributed	180,000.00	-	180,000.00
Total Expenditures	<u>\$ 180,000.00</u>	<u>\$ 434,543.05</u>	<u>\$ 614,543.05</u>
Net Operating Revenue	<u>\$ (180,000.00)</u>	<u>\$ 3,984,733.95</u>	<u>\$ 3,804,733.95</u>
Net Revenue	<u>\$ (180,000.00)</u>	<u>\$ 3,984,733.95</u>	<u>\$ 3,804,733.95</u>

See Accountant's Compilation Report

Triumph Gulf Coast, Inc
Budget vs. Actuals: 2019 Admin - FY19 P&L Classes
For the Month Ended September 30, 2019

	Total		
	Actual	Budget	Over Budget
Revenue			
Settlement Revenue	-	-	-
Total Revenue	\$ -	\$ -	\$ -
Gross Profit	\$ -	\$ -	\$ -
Expenditures			
Administrative			
Accounting & Auditing	7,680.50	9,166.67	(1,486.17)
Computer	816.35	526.83	289.52
Economic Advisor	9,424.28	9,424.25	0.03
Economic Advisor Software/tools	-	722.50	(722.50)
Grants Evaluation Costs	-	8,333.33	(8,333.33)
Insurance	1,308.17	1,334.17	(26.00)
Legal & Professional Services	8,333.33	8,333.33	-
Office Space Rent	1,000.00	1,000.00	-
Office Supplies	-	638.75	(638.75)
Payroll Expenses			
Executive Director	7,831.25	7,458.33	372.92
Taxes	599.09	1,177.83	(578.74)
Total Payroll Expenses	\$ 8,430.34	\$ 8,636.16	\$ (205.82)
Phone, technology, meeting expenses	187.99	166.67	21.32
Program Administration	8,076.20	12,242.83	(4,166.63)
Special Legal Services	8,333.33	8,333.33	-
Travel & Per Diem for Board	-	60.67	(60.67)
Travel & Per Diem for Staff	-	2,062.75	(2,062.75)
Website	400.00	862.75	(462.75)
Wire Fees	-	25.00	(25.00)
Total Administrative	\$ 53,990.49	\$ 71,869.99	\$ (17,879.50)
Funds Distributed	1,981,734.87	-	1,981,734.87
Total Expenditures	\$ 2,035,725.36	\$ 71,869.99	\$ 1,963,855.37
Net Operating Revenue	\$ (2,035,725.36)	\$ (71,869.99)	\$ (1,963,855.37)
Net Revenue	\$ (2,035,725.36)	\$ (71,869.99)	\$ (1,963,855.37)

See Accountant's Compilation Report

Triumph Gulf Coast, Inc
Budget vs. Actuals: 2019 Admin - FY19 P&L Classes
For the Nine Months Ended September 30, 2019

	Total		
	Actual	Budget	Over Budget
Revenue			
Settlement Revenue	80,000,000.00	-	80,000,000.00
Total Revenue	\$ 80,000,000.00	\$ -	\$ 80,000,000.00
Gross Profit	\$ 80,000,000.00	\$ -	\$ 80,000,000.00
Expenditures			
Administrative			
Accounting & Auditing	89,746.50	82,500.03	7,246.47
Computer	7,348.55	4,741.47	2,607.08
Depreciation Expense	-	-	-
Economic Advisor	84,818.52	84,818.25	0.27
Economic Advisor Software/tools	8,500.00	6,502.50	1,997.50
Grants Evaluation Costs	30,385.00	74,999.97	(44,614.97)
Insurance	11,773.53	12,007.53	(234.00)
Legal & Professional Services	74,999.97	74,999.97	-
Office Space Rent	9,000.00	9,000.00	-
Office Supplies	1,398.63	5,748.75	(4,350.12)
Payroll Expenses			
Executive Director	70,481.25	67,124.97	3,356.28
Taxes	5,391.82	10,600.47	(5,208.65)
Total Payroll Expenses	\$ 75,873.07	\$ 77,725.44	\$ (1,852.37)
Phone, technology, meeting expenses	1,687.90	1,500.03	187.87
Program Administration	72,685.80	110,185.47	(37,499.67)
Special Legal Services	74,999.97	74,999.97	-
Travel & Per Diem for Board	517.00	546.03	(29.03)
Travel & Per Diem for Staff	1,728.74	18,564.75	(16,836.01)
Website	4,330.00	7,764.75	(3,434.75)
Wire Fees	90.00	225.00	(135.00)
Total Administrative	\$ 549,883.18	\$ 646,829.91	\$ (96,946.73)
Funds Distributed	18,945,876.32	-	18,945,876.32
Total Expenditures	\$ 19,495,759.50	\$ 646,829.91	\$ 18,848,929.59
Net Operating Revenue	\$ 60,504,240.50	\$ (646,829.91)	\$ 61,151,070.41
Net Revenue	\$ 60,504,240.50	\$ (646,829.91)	\$ 61,151,070.41

See Accountant's Compilation Report

Triumph Gulf Coast, Inc.
Schedule of Committed Funds
As of September 30, 2019


Project Number	Executed Contract	Bay	Escambia	Franklin
#5 Escambia Co School Board- Workforce Education			2,329,303	
#29 Wakulla County School Board-Career & Tech	X			
#43 Okaloosa Co- Hwy 90 Sewer	X			
#49 Panama City Port Authority	X	10,000,000		
#65 Bay Youth Summer Work Fund		48,301		
#69 FSU Marine Lab	X			7,998,678
#72 Whiting Aviation	X			
#98 Walton County Sheriff	X			
#120 City of Pensacola MRO Aviation	X		66,000,000	
#143 Bay County School Board HVAC	X	614,000		
#148 Gulf County AgriScience	X			
#153 Gulf County School District	X			
#157 Franklin County School District	X			2,327,322
#180 Gulf County Welding Training	X			
#185 Panama City Industrial Complex	X	20,000,000		
#186 Gulf County BOCC Hurricane Michael Recovery Ad Valorem Request	X			
#187 Northwest Florida State College Training Center of Excellence	X			
#189 Bay County BOCC Hurricane Michael Recovery Ad Valorem Request	X			
#198 Wakulla County School Board UAS/VSO Certification Program				
Total Committed		30,662,301	68,329,303	10,326,000
Disbursements		(3,964,344)		
Total Outstanding Committed Funds		\$ 26,697,957	\$ 68,329,303	\$ 10,326,000

See Accountant's Compilation Report

Triumph Gulf Coast, Inc.
Schedule of Committed Funds
As of September 30, 2019

<u>Gulf</u>	<u>Okaloosa</u>	<u>Santa Rosa</u>	<u>Wakulla</u>	<u>Walton</u>	<u>Hurricane Relief</u>	<u>TOTAL</u>
						2,329,303
			3,926,867			3,926,867
	1,500,000					1,500,000
						10,000,000
						48,301
						7,998,678
		8,523,655				8,523,655
				2,217,965		2,217,965
						66,000,000
						614,000
125,000						125,000
750,000						750,000
						2,327,322
250,000						250,000
						20,000,000
					4,271,683	4,271,683
				2,763,716		2,763,716
					10,728,317	10,728,317
			1,780,000			1,780,000
<u>1,125,000</u>	<u>1,500,000</u>	<u>8,523,655</u>	<u>5,706,867</u>	<u>4,981,681</u>	<u>15,000,000</u>	<u>146,154,807</u>
			<u>(180,000)</u>	<u>(35,000)</u>	<u>(15,000,000)</u>	<u>(19,179,344)</u>
<u>\$ 1,125,000</u>	<u>\$ 1,500,000</u>	<u>\$ 8,523,655</u>	<u>\$ 5,526,867</u>	<u>\$ 4,946,681</u>	<u>\$ -</u>	<u>\$ 126,975,463</u>

See Accountant's Compilation Report



Tipton, Marler, Garner & Chastain

The CPA Group

*501 West 19th Street
Panama City, Florida 32405
(850) 769-9491*

*600 Grand Panama Blvd., Suite 360
Panama City Beach, Florida 32407
(850) 233-1360*

www.cpagroup.com